

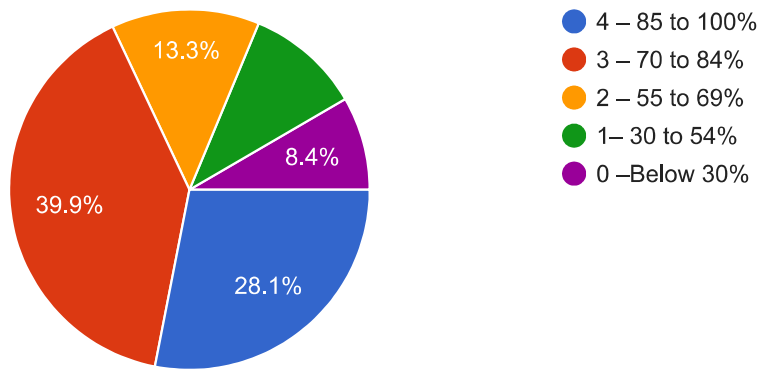
Internal Quality Assurance Cell, Women's College Student Satisfaction Survey 2020-2021 on Teaching Learning Process

203 responses

[Publish analytics](#)


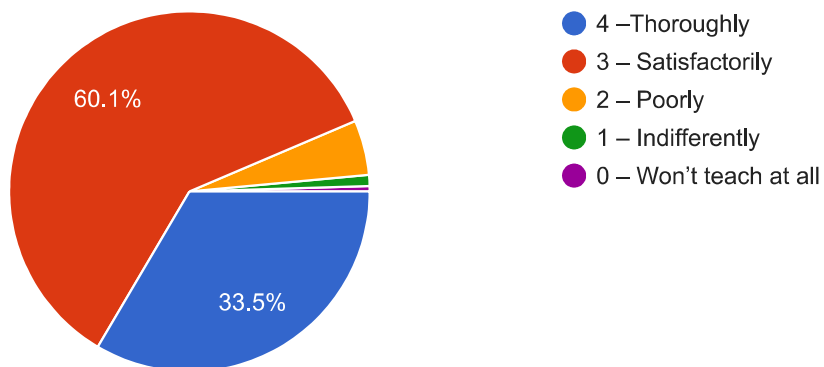
1. How much of the syllabus was covered in the class?

203 responses



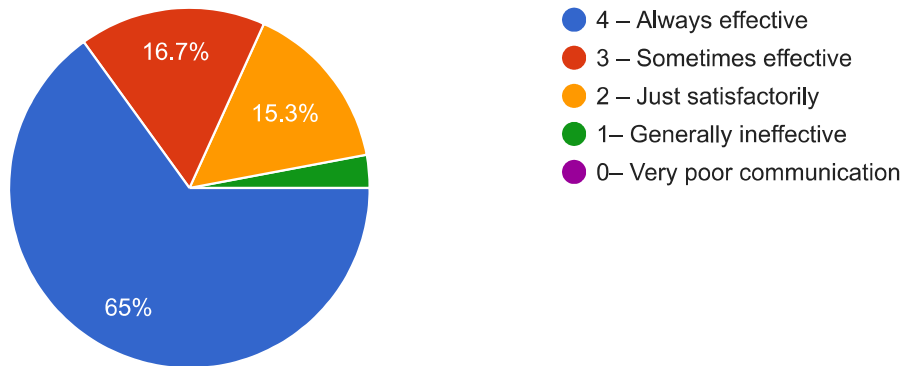
2. How well did the teachers prepare for the classes?

203 responses



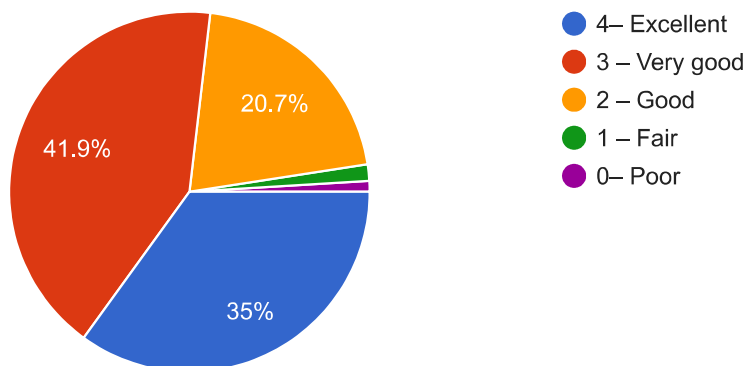
3. How well were the teachers able to communicate?

203 responses



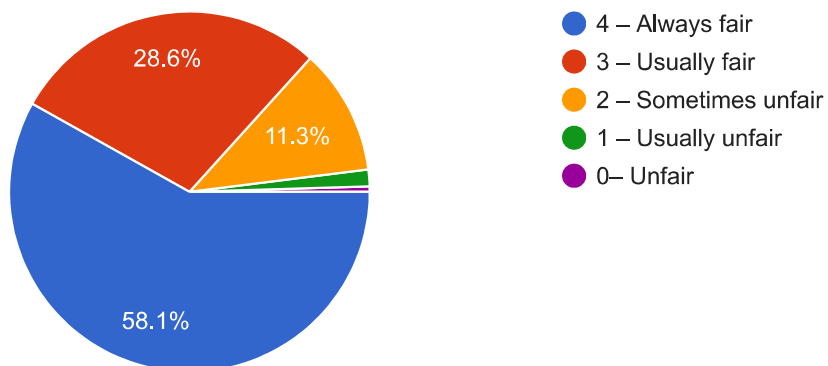
4. The teacher's approach to teaching can best be described as

203 responses



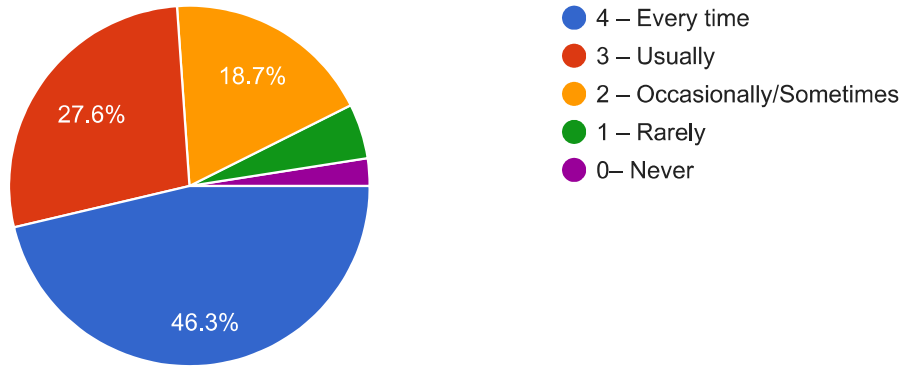
5. Fairness of the internal evaluation process by the teachers.

203 responses



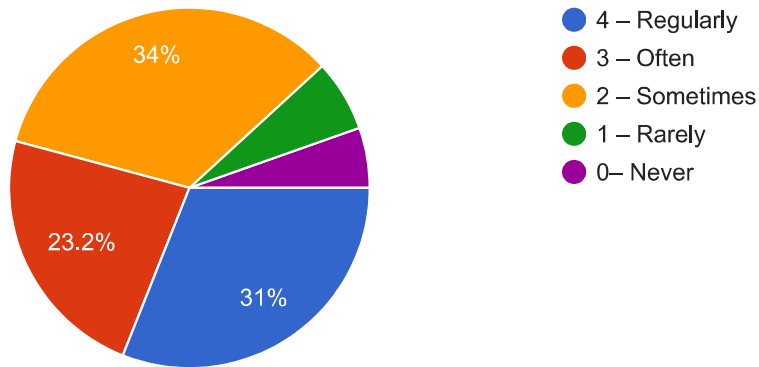
6. Was your performance in assignments discussed with you?

203 responses



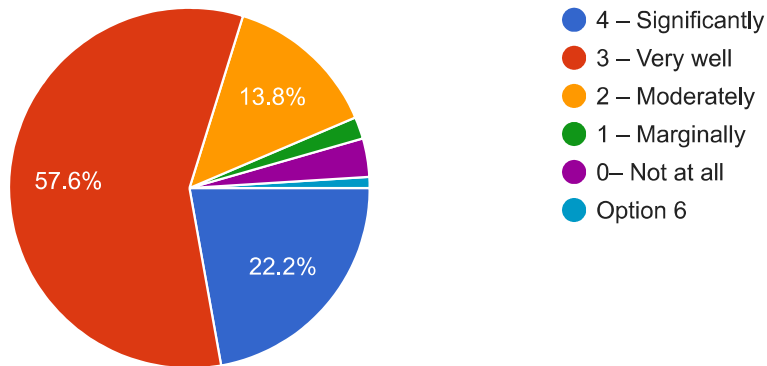
7. The institute takes active interest in promoting internship, student exchange, field visit opportunities for students.

203 responses



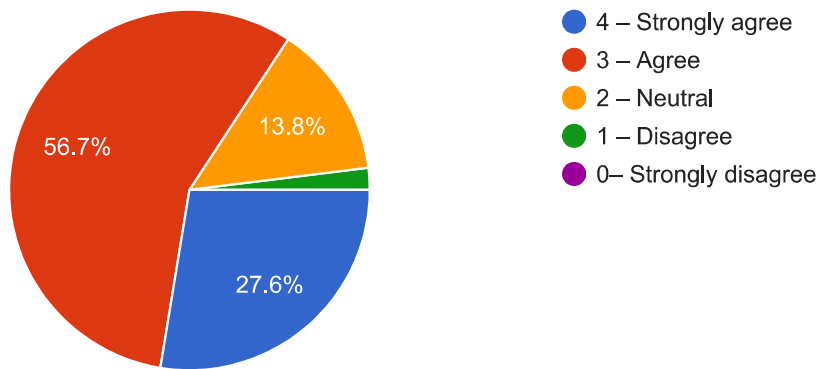
8. The teaching and mentoring process in your institution facilitates you in cognitive, social and emotional growth.

203 responses



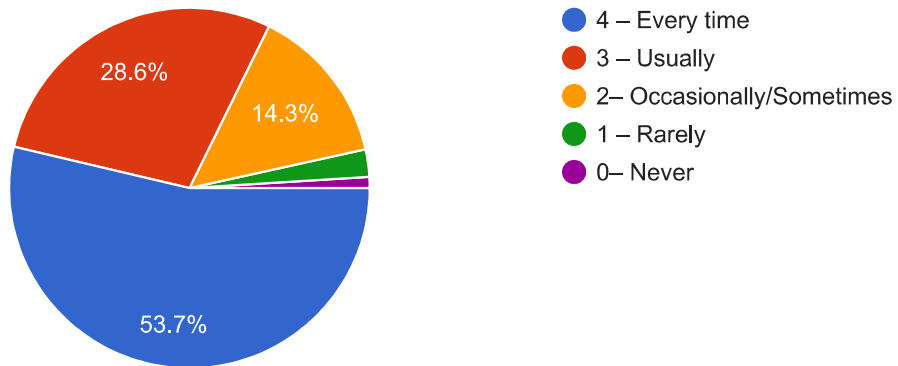
9. The institution provides multiple opportunities to learn and grow.

203 responses



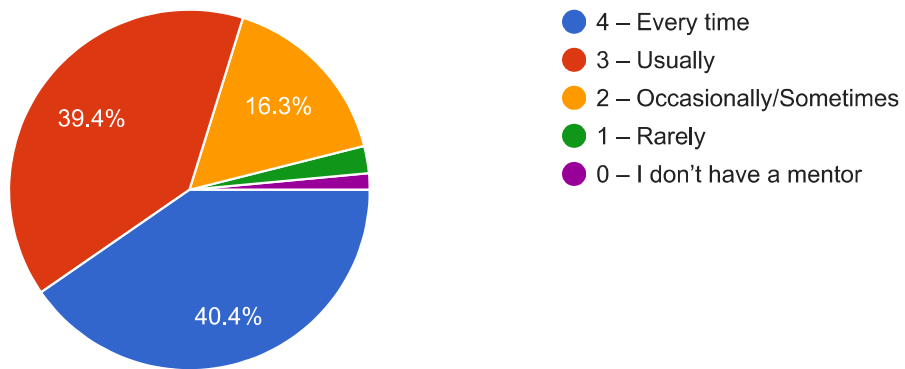
10. Teachers inform you about your expected competencies, course outcomes and programme outcomes

203 responses



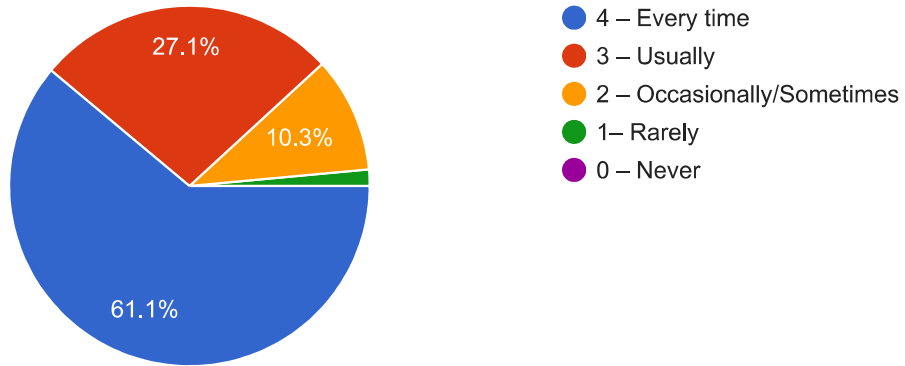
11. Your mentor does a necessary follow-up with an assigned task to you.

203 responses



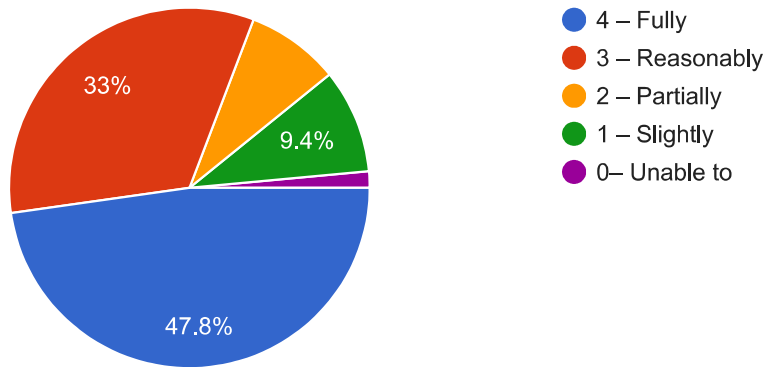
12. The teachers illustrate the concepts through examples and applications.

203 responses



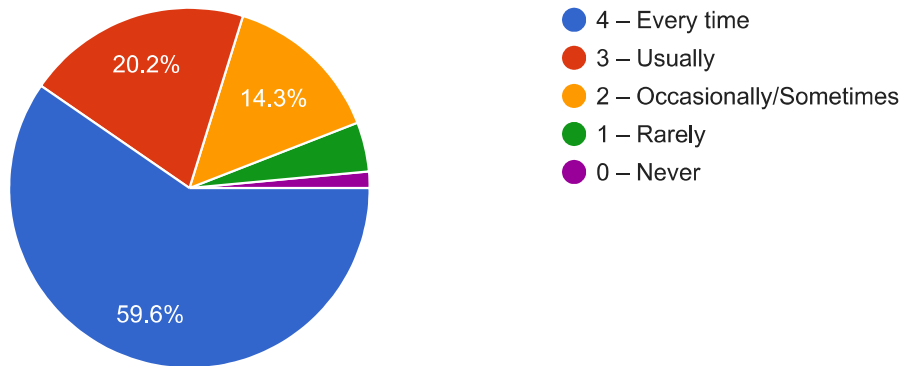
13. The teachers identify your strengths and encourage you with providing right level of challenges.

203 responses



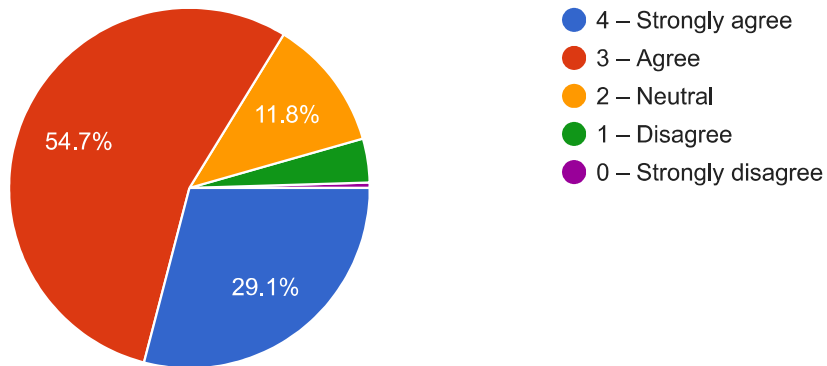
14. Teachers are able to identify your weaknesses and help you to overcome them.

203 responses



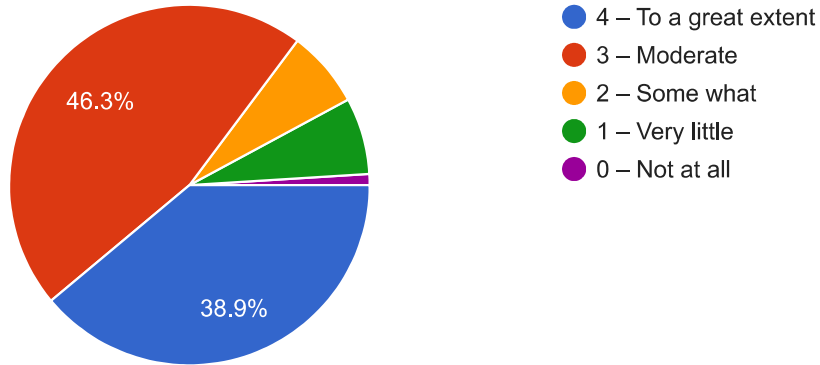
15. The institution makes effort to engage students in the monitoring, review and continuous quality improvement of the teaching learning process.

203 responses



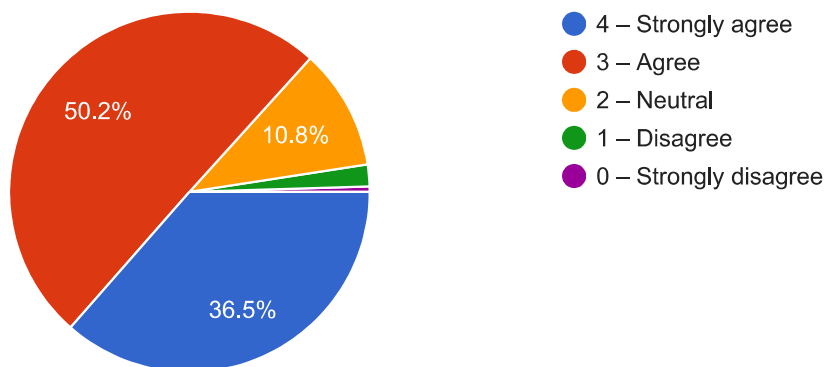
16. The institute/ teachers use student centric methods, such as experiential learning, participative learning and problem solving methodologies for enhancing learning experiences.

203 responses



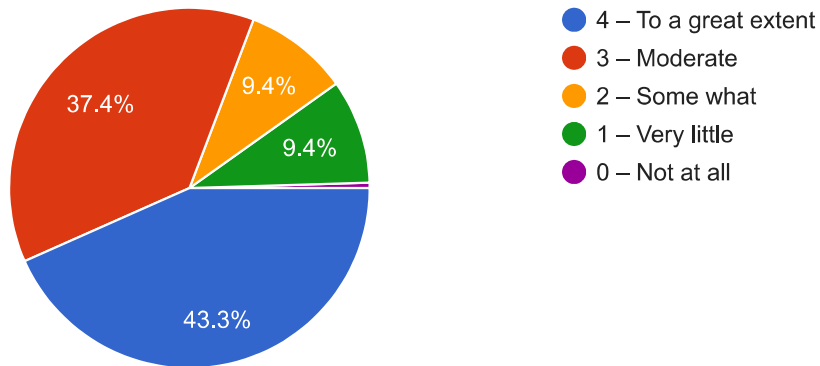
17. Teachers encourage you to participate in extracurricular activities.

203 responses



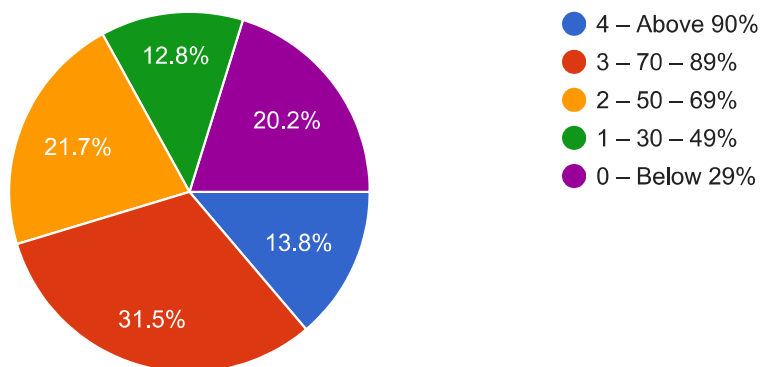
18. Efforts are made by the institute/ teachers to inculcate soft skills, life skills and employability skills to make you ready for the world of work.

203 responses



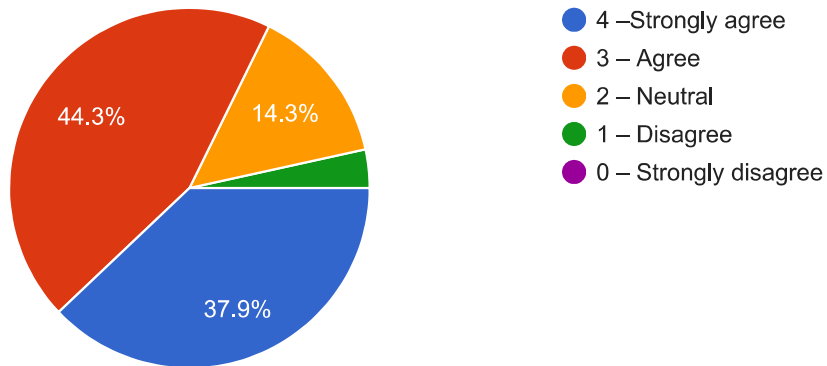
19. What percentage of teachers use ICT tools such as LCD projector, Multimedia, etc. while teaching.

203 responses



20. The overall quality of teaching-learning process in your institute is very good.

203 responses



21. Give three observation / suggestions to improve the overall teaching – learning experience in your institution. a) b) c)

203 responses

a

A

B

Very good

a)

Good

b

C

2nd semester

This content is neither created nor endorsed by Google. [Report Abuse](#) - [Terms of Service](#) - [Privacy Policy](#)





Feedback Analysis of SSS (2020-2021)

The Internal Quality Assurance Cell, Women's College, Agartala has conducted online Student Satisfaction Survey(SSS) on the teaching-learning process among the students of the college as a part of AQAR. 203 online responses of students were received. The feedback analysis of the SSS highlights our strength and also makes us aware of the various aspects of teaching-learning process of the institution which deserve our attention.

Regarding the coverage of syllabus, about 81 percent of the respondent students have opined that more than 55 percent of the syllabus was covered. 33.5 percent of the respondents have appreciated the preparedness of teachers with the remark 'Thoroughly' while 60.1 percent have opined 'Satisfactorily'. 65 percent respondent students have remarked that the teachers' ability to communicate was 'Always Effective' and 16.7 percent responded with the remark 'Sometimes effective' and 15.3 percent opined 'Just satisfactorily'. Regarding teacher's approach to teaching, the responses were mixed, 35 percent remarked 'excellent', 41.9 percent responded 'very good' and 20.7 percent mentioned 'Good'. 58.1 percent respondent students have applauded the fairness of the internal evaluation process and remarked it as 'Always fair', 28.6 percent have remarked it as 'Usually fair' and 11.3 percent remarked 'Sometimes Unfair'. Regarding discussion with the students about their performance in assignments and the parameters of teaching and mentoring process in the institution facilitating their cognitive, social and emotional growth, provision of multiple opportunities by the institution to learn and grow, the responses of the students were diverse. Above 53.7 percent have expressed that teachers inform them about their expected competencies, course outcomes and programme outcomes 'Every time', while 28.6 percent have responded with the remark 'Usually' and remaining 14.3 percent remarked 'Occasionally'. 61.1 percentage of the respondent students have reported that the teachers illustrate the concepts with the practical examples and applications 'every time' while 27.1 percent mentioned 'Usually' and 10.3 percent remarked 'Occasionally/sometimes'. 47.8 percent remarked that the teachers 'Fully' identify their weaknesses and help them to overcome them, 33 percent of the respondent students 'Reasonably' agreed and 9.4 percent 'Slightly' agreed that teachers identify their strengths and encourage them.

The efforts made by the institute/ teachers to inculcate soft skills, life skills and employability skills to make respondent students ready for the world of work are appreciated to great extent by 43.3 percent respondent students. 67 percentage of the respondent students remarked that above 50 percent teachers use ICT tools, projector, Multimedia, etc. while teaching. About 81 percent respondent students are satisfied with the overall quality of teaching-learning process in the institute is very good.